





# H4KAZSD08DPX

## 4K ZOOM MICROSCOPE

- ▶ On screen measurement
- ▶ 20X Optical ZOOM
- ▶ Stand-alone
- ▶ Autofocus
- ▶ User friendly



# H4KAZFSD08DPX

Experience quality control and inspection in 4K image quality with fast live image speed. The perfect solution for those who are looking for improving and speeding their inspection process. Working with a digital microscope improves ergonomics, and results in less operator fatigue and stress. With the H4KAZFSD08DPX users can enjoy fast, comfortable, and user-friendly on-screen operation – improving sample evaluation, measurement, facilitating effective collaborations, and documentation in high resolution. For more advanced applications the user has the option to connect the system to a PC via USB 3.0 or ethernet and use DeltaPix InSight in order to make further analysis or to add additional features.

## Features

### Motorized zoom

The H4KAZFSD08DPX features a motorized zoom of the highest mechanical and optical quality allowing the user to see large overview image of the sample and zoom in to inspect the details.

### 4K resolution

4K resolution and fast frame rate allow the operator to see every detail in the sample and capture super high detailed imaging for documentation and more.



### On-screen measurements.

The H4KAZFSD08DPX offers extensive measuring tools directly on the screen without the need for a PC.


### Autofocus

The H4KAZFSD08DPX features autofocus allowing the operator to work faster and more efficiently the system is as the system is automatically providing precise focus.



*Typical applications: ✓ Documentation and publishing ✓ Material science ✓ Quality control ✓ Bright Field ✓ Histology ✓ Digital Classroom ✓ PCB Inspection ✓ Micro repair*

## Options



Boom Stand



4-Zone Ring Light



Manual XY stage



Large Ring light 12W



Articulated Arm Stand



Spot Light



Back light



Ring light 8-Zone

# H4KAZFSD08DPX

## Features

		H4KAZFSD08DPX
Camera features	Sensor	Sony 1/2.8"color CMOS
	Resolution	3840×2160
	Pixel size	1.45µm×1.45µm
	Shutter	Rolling
	Scanning method	Progressive scanning
	Frame rate	30fps
	Gain	Automatic / Manual
	Exposure time	0.04ms-1000ms
	White balance	Automatic/Manual/Area
	Image storage	JPEG/tiff
	Video format	3840x2160 MP4 30 FPS
Advanced features	Motorized zoom	Yes
	Auto focus	Yes
	Manual focus	Yes
	Build-in measurement software	Yes
Microscope	Optical zoom ratio	20X
	Working distance	195mm
	Field of view	229mm-11.46mm
	Magnification	1.22x-24.4x(11"screen), 3.1X-62x(28" screen)
	Illumination	Build-in Ring light
Interface	HDMI 1.4	
	USB Mouse	
	USB 2.0	
	Ethernet	
Storage	SD crad or USB memory key	
Environment	Operating temperature	-10C - 50C
	Storage temperature	-20C -60C
	Operating humidity	10% - 80% RH
	Storage humidity	10% - 60% RH
Others	Dimension (WxDxH)	80mm X 80mm X 119mm
	Shipping Weight	0.75kg